



CABLE ADDRESS  
SAXON  
DETROIT

## SAXON MOTOR CAR CORPORATION

Sales Department

Detroit, Michigan. U. S. A.  
Replying to yours of


December 15, 1915.



October 1987

### SAVE MONEY

By ordering your Saxon "Six" while our stock at the old price lasts. An increased price will become effective May 1st. Until such time we shall continue to sell at the old price all the cars we can get from the factory.



PRESENT PRICE

**\$865**

F. O. B. Factory

We cannot guarantee to ship any definite number of cars to any dealer before the new prices become effective, but will fill orders as nearly in the order as they are received as the present freight car situation will permit.

This means that if you are to get Saxon Six at the present price, it is essential that you place your order immediately.

A registry of current Saxon automobile owners to distribute information on parts and cars for sale and wanted and restoration help. There is no charge for this service. I put out this news letter because I want to return something to the hobby that is needed and enjoyed and is something I can do. I am just a working man and the cost isn't something I can't handle. However if you would like to help on the cost, two dollars a year should cover my out of pocket cost. I would like to thank all of you who have helped already.

contributions of for sale or wanted ads and or restoration hints or help are welcome and encouraged. Please send them to Walter Prichard 5250 N. w. Highland Dr. Corvallis, Oregon 97330 or call 503-752-6231

# JAQUITH MOTOR Co

INCORPORATED  
ELEVENTH AND MAIN AVENUE

## Miscellaneous Ramblings for October 1987

This Summer I had the opportunity to go to Southern California and see Engle Randolphs Car. Engle Sold his car to Al Fernaughty and Al let me look over his car and actually drive it. I also took several rolls of film and I now have a lot of very good reference pictures.

I would like to tell you a little about this car. Elliot Fletcher first saw this car advertised in the '50s' in Rhode Island by the original owners. Later Engle (Randy) brought the car from a fellow near UCLA in the late '50s' and has had it until This spring when he sold it to Al. This car is showing 18,000 miles on its cyclemeter (a rare speedometer). This is a very original car with only new paint and Upholstery. The mechanic are original and very complete with the original Detroit Leonard Starterator and regulator. I was also impressed with the small (1/8 ) copper tubing with the wire through it for the carbuerator controls to the insturment panel. It even has the original screen in the radiator neck. The original muffler and much more even the flat bars for rods to control the brakes. To me it was great experience for me to look this car over and take over 60 slides of which most are really good. I will gladly share these with every body as soon as I get the important ones transfered to prints. For anyone restoring a 4 cylinder Roadster these should be of great help unless you live close to one of the other nice cars such as the one in the Ford muesuem (I have not seen it but I understand it is nice).

I would like to thank Al Fernaughty for taking the time to show us his car and letting me drive it. He was a very gracious host. Thanks again Al.




The next day I saw Al king in Ontario and had the opportunity to look over his car and go for a ride in it. If any one has clutch problems you want to contact Al as he is the expert. He has restored his car himself and he built a new clutch shaft and his car shifts very nice just like a new one. Al also knows all about the original igniton switch and I think he is going to come up with some new keys. Al and his wife were great host and we sure enjoyed our stay with them. Thanks again Al.

As you can see I had a great vacation looking at Saxons, going to Disney Land and San Francisco. While back at home I am getting ready to do the final finish on my fenders and splash aprons this fall.

There are several people who need fenders and hoods for their 4 cyl. Rdstrs. Gilmore Metal works, Bishop, CA (619) 873-4972 Has made a hood for a Saxon and has the die for the louvers he also can make the fenders If anyone is serious about having this done they can use my fenders and hood for patterns and the more made at one time the cheaper it will be for all of us. If you are interested let me know or call him and go see his work I am interested one way or the other.

I have just taken my enlarged parts manual for model 14 with 15 supplement to the printer again for 6 more copies. If I promised you one please remind me again. These are loose leaf bound and are great for the garage or to take when looking for parts.





Compliment of A. M. Parker

### SAXON ASSEMBLY METHODS.

Fig. 1.—Picking up motors from railway trucks. Fig. 2.—Trolley conveying parts from railway trucks to stock room. Fig. 3.—Lowering body on to chassis. The trolley system has two switches so that two bodies may be set in place at a time. Fig. 4.—Two bodies about to be lowered to the assembly line.